



2.92 DVV Number of seats reserved for each of the programme and programme wise total authenticated by the registrar of the University/Admission Authority

Year	Number of seats earmarked for reserved category as per GOI or State Government rule							TOTAL
	Programme	SC (15%)	ST (3%)	OBC (32%)	Divyangjan (5% of SC, ST, OBC, Gen and Others)	Gen (50%)	Others (Linguistic Minority 50%)	
2015-16 Sanc -530	PCM (Sanc-180)	13	3	29	9	45	90	
	PMCom (Sanc-40)	3	1	6	2	10	20	
	PMG (Sanc-20)	2	1	2	1	5	10	
	CBZ (Sanc-90)	6	2	14	5	23	45	
	CBG (Sanc-10)	1	1	1	1	2	5	
	CGCom (Sanc-10)	1	1	1	1	2	5	
	CZCom (Sanc-10)	1	1	1	1	2	5	
	BCA (Sanc-120)	9	2	19	3	30	60	
	M.Sc. Chem (Sanc-30)	3	1	4	2	7	15	
	M.Sc. Bot (Sanc-20)	2	1	2	1	5	10	
TOTAL	41	14	79		131	265	530	
2016-17 Sanc -530	PCM (Sanc-176)	13	3	28	9	44	88	
	PMCom (Sanc-46)	4	1	7	2	11	23	
	PMG (Sanc-15)	1	1	2	1	4	7	
	CBZ (Sanc-83)	6	2	13	4	20	42	
	CBG (Sanc-18)	1	1	2	1	5	9	
	CGCom (Sanc-14)	1	1	2	1	3	7	
	CZCom (Sanc-8)	0	0	2	1	2	4	
	BCA (Sanc-120)	9	2	19	3	30	60	
	M.Sc. Chem (Sanc-30)	3	1	4	2	7	15	
	M.Sc. Bot (Sanc-20)	2	1	2	1	5	10	
TOTAL	40	13	81		131	265	530	
2017-18 Sanc -530	PCM (Sanc-160)	12	2	26	8	40	80	
	PMCom (Sanc-43)	3	1	7	2	11	21	
	PMG (Sanc-21)	2	1	3	1	5	10	
	CBZ (Sanc-98)	7	1	16	5	25	49	
	CBG (Sanc-26)	2	1	4	1	6	13	
	CGCom (Sanc-9)	1	0	1	1	2	5	
	CZCom (Sanc-3)	0	0	0	0	1	2	
	BCA (Sanc-120)	9	2	19	3	30	60	
	M.Sc. Chem (Sanc-30)	3	1	4	2	7	15	
	M.Sc. Bot (Sanc-20)	2	1	2	1	5	10	
TOTAL	41	10	82	24	132	265	530	
2018-19 Sanc -620	PCM (Sanc-190)	14	3	31	10	47	95	
	PMCom (Sanc-60)	4	1	10	3	15	30	
	PMG (Sanc-20)	2	1	2	1	5	10	
	CBZ (Sanc-130)	10	2	21	6	32	65	
	CBG (Sanc-30)	3	1	4	2	7	15	
	CGCom (Sanc-20)	2	1	2	1	5	10	
	BCA (Sanc-120)	9	2	19	3	30	60	
	M.Sc. Chem (Sanc-30)	3	1	4	2	7	15	
	M.Sc. Bot (Sanc-20)	2	1	2	1	5	10	
TOTAL	49	13	95	10	153	310	620	
2019-20 Sanc -650	PCM (Sanc-190)	14	3	31	10	47	95	
	PMCom (Sanc-60)	4	1	10	3	15	30	
	PMG (Sanc-20)	2	1	2	1	5	10	
	CBZ (Sanc-130)	10	2	21	6	32	65	
	CBG (Sanc-30)	3	1	4	2	7	15	
	CGCom (Sanc-20)	2	1	2	1	5	10	
	BCA (Sanc-150)	11	2	24	7	38	75	
	M.Sc. Chem (Sanc-30)	3	1	4	2	7	15	
	M.Sc. Bot (Sanc-20)	2	1	2	1	5	10	
TOTAL	51	13	100		161	325	650	

* In case of Minority Institutions, the column Others may be used and the status of reservation for minorities specified along with supporting documents.


IQAC Co-ordinator
 Belagavi



PRINCIPAL
 G.S.Sc. College, Belagavi

2.1.2 Average percentage of seats filled against seats reserved for various categories (SC, ST, OBC, Divyangjan, etc. as per applicable reservation policy) during the last five years(exclusive of supernumerary seats) (20)

Year	Number of seats earmarked for reserved category as per GOI or State						Number of students admitted from the reserved category						Total number of students admitted
	SC (15%)	ST (3%)	OBC (32%)	Divyangjan (5% of SC, ST, OBC, Gen and Others)	Gen (50%)	Others (Linguistic Minority 50%)	SC	ST	OBC	Divyangjan (5% of SC, ST, OBC, Gen and Others)	Gen	Others	
2015-16 Sanc -530	40	9	84 / 133	26.5	132	265	27	6	84 / 117	Nil	105	209	431
2016-17 Sanc -530	40	9	84 / 133	26.5	132	265	27	6	84 / 117	Nil	125	243	485
2017-18 Sanc -530	40	9	84 / 133	26.5	132	265	17	6	84 / 107	Nil	135	256	498
2018-19 Sanc -620	47	11	98 / 152	30.4	154	310	39	10	98 / 147	Nil	205	250	602
2019-20 Sanc -650	49	11	103 / 163	32.3	162	325	40	10	103 / 152	Nil	206	261	620

* In case of Minority Institutions, the column Others may be used and the status of reservation for minorities specified along with supporting documents.


IQAC Co-ordinator
GSS College, Belanasi


PRINCIPAL
G.S.Sc. College, Belanasi